

ANNEXURE I												
SCRIP CODE : SCRIP NAME : SRS Cinemas & Entertainment Limited SCRIP TYPE :- EQUITY												
(U) STATEMENT SHOWING SHAREHOLDING PATTERN												
Category of Shareholder code (I)	Shareholder (II)	Number of Shareholders (III)	Pre-demerger					Post-demerger				
			Total number of shares (IV)	Number of shares held in dematerialized form (V)	Total shareholding as a percentage of total number of shares		Number of Shares (III)	Total number of shares (IV)	Number of shares held in dematerialized form (V)	Total shareholding as a percentage of total number of shares		
					As a percentage of (A+B)	As a percentage of (A+B+C)				As a percentage of (A+B)	As a percentage of (A+B+C)	
(A)	Shareholding of Promoter and Promoter Group											
1	Indian											
(a)	Individuals/ Hindu Undivided Family	6	60	-	-	0.12	0.12	12	2,075,040	2,075,040	7.45	7.45
(b)	Central Government/ State Government(s)											
(c)	Bodies Corporate	1	49,940	-	-	99.88	99.88	7	18,552,186	18,552,186	66.60	66.60
(d)	Financial Institutions/ Banks											
(e)	Any Other											
(e-I)	Directors and their relatives											
	Sub Total(A)(1)	7	50,000	-	-	100.00	100.00	19	20,627,226	20,627,226	74.04	74.04
2	Foreign											
(a)	Individuals (Non-Residents Individuals)/Foreign Individuals											
(b)	Bodies Corporate											
(c)	Institutions											
(d)	Any Other											
	Directors and their relatives											
	Sub Total(A)(2)											
	Total Shareholding of Promoter and Promoter Group (A)= (A)(1)+(A)(2)	7	50,000	-	-	100.00	100.00	19	20,627,226	20,627,226	74.04	74.04
(B)	Public shareholding											
1	Institutions											
(a)	Mutual Funds/ UTI											
(b)	Financial Institutions/ Banks											
(c)	Central Government/ State Government(s)											
(d)	Venture Capital Funds											
(e)	Insurance Companies											
(f)	Foreign Institutional Investors											
(g)	Foreign Venture Capital Investors											
(h)	Any Other											
	Sub-Total (B)(1)											
	Total Shareholding of Promoter and Promoter Group (A) + Public shareholding (B) = (A)+(B)											
2	Non-institutions											
(a)	Bodies Corporate											
(b)	Individuals											
	i. individual shareholders holding nominal share capital up to Rs 1 lakh											
	ii. individual shareholders holding nominal share capital in excess of Rs. 1 lakh.											
	Sub-Total (B)(2)											
	Total Shareholding of Promoter and Promoter Group (A) + Public shareholding (B) + Non-institutions (C) = (A)+(B)+(C)											
	Total Shareholding of Promoter and Promoter Group (A) + Public shareholding (B) + Non-institutions (C) + Sub-Total (B)(2) = (A)+(B)+(C)+(D)											

For SRS Cinemas & Entertainment Ltd.



Auth. Signatory/Director

(c)	Any Other	-	-	-	-	-	-	-	-	145	149,984	149,984	0.54	0.54
	Directors & their Relatives & Friends	-	-	-	-	-	-	-	-	8	25,403	25,403	0.09	0.09
	NRI	-	-	-	-	-	-	-	-	22	1,862	1,862	0.01	0.01
	Cleaning Member	-	-	-	-	-	-	-	-	14	5,123	5,123	0.02	0.02
	Trusts	-	-	-	-	-	-	-	-	-	-	-	-	-
	HUF	-	-	-	-	-	-	-	-	101	117,596	117,596	0.42	0.42
	Sub-Total (B)(2)	-	-	-	-	-	-	-	-	4,793	4,826,518	4,822,725	17.33	17.33
(B)	Total Public Shareholding (B)= (B)(1)+(B)(2)	-	-	-	-	-	-	-	-	4,804	7,230,977	7,227,183	25.96	25.96
	TOTAL (A)+(B)	7	50,000	-	-	100.00	100.00	-	-	4,823	27,858,203	27,854,409	100.00	100.00
(C)	Shares held by Custodians and against which Depository Receipts have been issued	-	-	-	-	-	-	-	-	-	-	-	-	-
1	Promoter and Promoter Group	-	-	-	-	-	-	-	-	-	-	-	-	-
2	Public	-	-	-	-	-	-	-	-	-	-	-	-	-
	GRAND TOTAL (A)+(B)+(C)	7	50,000	-	-	100.00	100.00	-	-	4,823	27,858,203	27,854,409	100.00	100.00

For SRS Cinemas & Entertainment Limited

**For SRS Cinemas & Entertainment Ltd.**

(Bishan Bansal)  
Director

*Bishan Bansal*  
Signature/Director

(U) STATEMENT SHOWING SHAREHOLDING OF PERSONS BELONGING TO THE CATEGORY "PROMOTER AND PROMOTER GROUP".

S.N (I)	Name of the shareholder	Details of shares held				Pre demerger				Post demerger				Total Shares (Including Underlying Shares assuming full conversion of Warrants and Convertible Securities) As a % of Diluted Share Capital		
		Number of Shares held		As a % of grand total	Number	As a % of percentage	As a % of total (A)+(B)+(C) of sub-clause (I)(a) (VII)	Details of Warrants		Number of Convertible Securities Held	As a % total number of warrants of the same class	Details of Convertible Securities			Number of Convertible Securities Held	As a % total number of Convertible Securities of the same class
		Number of Shares held	As a % of grand total					Number of Warrants held	As a % total number of warrants of the same class			Number of Convertible Securities Held	As a % total number of Convertible Securities of the same class			
1	SRS Limited	49,940	99.88	-	-	-	-	-	-	-	-	-	-	-	-	
2	Dr. Anil Jindal	10	0.02	-	-	-	-	-	-	-	-	-	-	-	4.82	
3	Sh. Sunil Jindal	10	0.02	-	-	-	-	-	-	-	-	-	-	-	0.12	
4	Sh. Vinod Jindal	10	0.02	-	-	-	-	-	-	-	-	-	-	-	0.01	
5	Sh. Bishan Bansal	10	0.02	-	-	-	-	-	-	-	-	-	-	-	0.56	
6	Raju Gupta	-	-	-	-	-	-	-	-	-	-	-	-	-	0.00	
7	Sumita Mangla	-	-	-	-	-	-	-	-	-	-	-	-	-	0.19	
8	Rajesh Mangla	-	-	-	-	-	-	-	-	-	-	-	-	-	0.35	
9	SRS Real Estate Ltd	-	-	-	-	-	-	-	-	-	-	-	-	-	0.00	
10	Neelabh Engineers Pvt Ltd	-	-	-	-	-	-	-	-	-	-	-	-	-	1.18	
11	Madhav Tech India Pvt Ltd	-	-	-	-	-	-	-	-	-	-	-	-	-	1.51	
12	SRS Educational Institutions Pvt Ltd	-	-	-	-	-	-	-	-	-	-	-	-	-	1.63	
13	SRS IT Solutions Pvt Ltd	-	-	-	-	-	-	-	-	-	-	-	-	-	3.64	
14	SRS Professional Services Ltd	-	-	-	-	-	-	-	-	-	-	-	-	-	3.72	
15	SRS Holdings India Ltd	-	-	-	-	-	-	-	-	-	-	-	-	-	54.91	
16	Naresh Kumar Goyal	-	-	-	-	-	-	-	-	-	-	-	-	-	0.03	
17	Raju Bansal	-	-	-	-	-	-	-	-	-	-	-	-	-	1.30	
18	Vinod Kumar	-	-	-	-	-	-	-	-	-	-	-	-	-	0.00	
19	Sh. Praveen Kumar Kapoor	10	0.02	-	-	-	-	-	-	-	-	-	-	-	0.00	
20	Sh. Jitender Kumar Garg	10	0.02	-	-	-	-	-	-	-	-	-	-	-	0.03	
	TOTAL	50,000	100.00	-	-	-	-	-	-	-	-	-	-	-	74.04	

For SRS Cinemas & Entertainment Limited

**For SRS Cinemas & Entertainment Limited**

(Bishan Bansal)  
Director

*(Signature)*  
AUTH. SIGNATORY DIRECTOR


(VIC)(I) STATEMENT SHOWING HOLDING OF SECURITIES (INCLUDING SHARES, WARRANTS, CONVERTIBLE SECURITIES) OF PERSONS BELONGING TO THE CATEGORY "PUBLIC" AND HOLDING MORE THAN 1% OF THE TOTAL NUMBER OF SHARES"

Sr. No	Name of the shareholder	Pre demerger						Post Demerger							
		Number of shares	Shares as a percentage of total number of Grand Total (A)+(B)+(C) indicated in Statement at para (I)(a) above}	Details of Warrants		Details of Convertible Securities		Total Shares (including Underlying Shares assuming full conversion of Warrants and Convertible Securities) As a % of Diluted Share Capital	Number of shares	Shares as a percentage of total number of Grand Total (A)+(B)+(C) indicated in Statement at para (I)(e) above}	Details of Warrants		Details of Convertible Securities		Total Shares (including Underlying Shares assuming full conversion of Warrants and Convertible Securities) As a % of Diluted Share Capital
				Number of Warrants held	As a % total number of warrants of the same	Number of Convertible Securities Held	As a % total number of Convertible Securities of the same class				Number of Warrants held	As a % total number of warrants of the same class	Number of Convertible Securities Held	As a % total number of Convertible Securities of the same class	
1	Union Bank of India	-	-	-	-	-	-	517,240	1.86	-	-	-	-	-	1.86
2	Bank of Baroda	-	-	-	-	-	-	342,510	1.23	-	-	-	-	-	1.23
3	Punjab National Bank	-	-	-	-	-	-	344,820	1.24	-	-	-	-	-	1.24
4	Bennett Coleman & Company Ltd	-	-	-	-	-	-	330,962	1.19	-	-	-	-	-	1.19
5	Olympia Builders Pvt Ltd	-	-	-	-	-	-	290,176	1.04	-	-	-	-	-	1.04
6	ARCH Finance Limited	-	-	-	-	-	-	280,000	1.01	-	-	-	-	-	1.01
	<b>TOTAL</b>	-	-	-	-	-	-	<b>2,105,708</b>	<b>7.56</b>	-	-	-	-	-	<b>7.56</b>

For SRS Cinemas & Entertainment Limited

**For SRS Cinemas & Entertainment Ltd.**


(Bishan Bansal)  
Director

  
Auth. Signatory/Director

(I)(C)(II) STATEMENT SHOWING HOLDING OF SECURITIES (INCLUDING SHARES, WARRANTS, CONVERTIBLE SECURITIES) OF PERSONS (TOGETHER WITH PAC) BELONGING TO THE CATEGORY "PUBLIC" AND HOLDING MORE THAN 5% OF THE TOTAL NUMBER OF SHARES OF THE COMPANY																		
Sr. No.	Name of the shareholder	Number of shares held	shares as a percentage of total number of shares (i.e., Grand Total (A)+(B)+(C) indicated in Statement at para (I)(a) above)	Pre demerger				Post demerger										
				Number of Warrants held	As a % total number of warrants of the same class	Number of Convertible Securities	As a % total number of Convertible Securities of the same class	Total Shares (Including Underlying Shares assuming full conversion of Warrants and Convertible Securities) As a % of Diluted Share Capital	Number of shares held	shares as a percentage of total number of shares (i.e., Grand Total (A)+(B)+(C) indicated in Statement at para (I)(a) above)	Number of Warrants held	As a % total number of warrants of the same class	Number of Convertible Securities	As a % total number of Convertible Securities of the same class	Total Shares (Including Underlying Shares assuming full conversion of Warrants and Convertible Securities) As a % of Diluted Share Capital			
1	Nil	-	-	-	-	-	-	-	-	-	-	-	-	-	-	-	-	-
	Total	-	-	-	-	-	-	-	-	-	-	-	-	-	-	-	-	-

For SRS Cinemas & Entertainment Limited

For SRS Cinemas & Entertainment Ltd.



(Bishan Bansal)

Director

(l)(d)	Statement showing details of locked-in shares				
	Pre demerger		Post demerger		
Sr. No.	Name of the shareholder	Number of locked-in shares	Locked-in shares as a percentage of total number of shares {i.e., Grand Total (A)+(B)+(C) indicated in Statement at para (l)(a) above}	Number of locked-in shares	Locked-in shares as a percentage of total number of shares {i.e., Grand Total (A)+(B)+(C) indicated in Statement at para (l)(a) above}
1	Raju Bansal	-	-	362,300	1.30
	Bishan Bansal	-	-	155,700	0.56
	Anil Jindal	-	-	1,342,160	4.82
	Sunil Jindal	-	-	33,620	0.12
	SRS Holdings India Limited	-	-	3,689,548	13.24
	Total	-	-	5,583,328	20.04

For SRS Cinemas & Entertainment Limited

**For SRS Cinemas & Entertainment Limited**


(Bishan Bansal)  
Director

*[Signature]*  
Auth. Signatory

**(II)(A) STATEMENT SHOWING DETAILS OF DEPOSITORY RECEIPTS (DRS)**

Sr. No.	Pre demerger				Post demerger				
	Type of outstanding DR (ADRs, GDRs, SDRs, etc.)	Number of outstanding DRs	Number of shares underlying outstanding DRs	Shares underlying outstanding DRs as a percentage of total number of shares (i.e., Grand Total (A)+(B)+(C) indicated in Statement at para (I)(a) above}	Sr. No.	Type of outstanding DR (ADRs, GDRs, SDRs, etc.)	Number of outstanding DRs	Number of shares underlying outstanding DRs	Shares underlying outstanding DRs as a percentage of total number of
1	N.A.	N.A.	N.A.	N.A.	1	N.A.	N.A.	N.A.	N.A.
<b>TOTAL</b>					<b>TOTAL</b>				

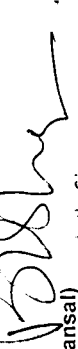
For SRS Cinemas & Entertainment Limited  
**For SRS Cinemas & Entertainment Limited**

  
 Auth. Signatory for Director

(Bishan Bansal)  
 Director

(II)(B) STATEMENT SHOWING DETAILS OF DEPOSITORY RECEIPTS (DRS), WHERE UNDERLYING SHARES HELD BY 'PROMOTER/PROMOTER GROUP' ARE IN EXCESS OF 1% OF THE TOTAL NUMBER OF SHARES									
Pre demerger					Post demerger				
Sr. No.	Name of the DR Holder	Type of outstanding DR (ADRs, GDRs, SDRs, etc.)	Number of shares underlying outstanding DRs	Shares underlying outstanding DRs as a percentage of total number of shares (i.e., Grand Total (A)+(B)+(C) indicated in Statement at para (I)(a) above)	Sr. No.	Name of the DR Holder	Type of outstanding DR (ADRs, GDRs, SDRs, etc.)	Number of shares underlying outstanding DRs	Shares underlying outstanding DRs as a percentage of total number of shares (i.e., Grand Total (A)+(B)+(C) indicated in Statement at para (I)(a) above)
	N.A	N.A	N.A	N.A.		N.A	N.A	N.A	N.A.
	<b>Total</b>					<b>Total</b>			

For SRS Cinemas & Entertainment Limited  
 For SRS Cinemas & Entertainment Limited

(Bishan Bansal)  Auth. Signatory  
 Director



INTRODUCTORY SUB-TABLE (I)(A)


SCRIP CODE : SCRIP NAME : SRS Cinemas & Entertainment Limited SCRIP TYPE :- EQUITY

(I)(A) STATEMENT SHOWING SHAREHOLDING PATTERN AS ON 19th JULY, 2013

	Pre demerger			Post demerger		
	No. of partly paid-up shares	As a % of total no. of partly paid-up shares	No. of total no. of convertible preference shares	No. of partly paid-up shares	As a % of total no. of partly paid-up shares	As a % of total no. of shares of the company
Partly paid-up shares:-						
Held by promoter/promoter group	-	-	-	-	-	-
Held by public	-	-	-	-	-	-
<b>Total - D</b>						
Outstanding convertible preference shares:-	No. of outstanding preference shares	As a % of total no. of outstanding convertible preference shares	No. of total no. of convertible preference shares	No. of outstanding preference shares	As a % of total no. of outstanding convertible preference shares	As a % of total no. of shares of the company, assuming full conversion of the convertible preference shares
Held by promoter/promoter group	-	-	-	-	-	-
Held by public	-	-	-	-	-	-
<b>Total - E</b>						
Warrants:-	No. of warrants	As a % of total no. of warrants	No. of total no. of warrants	No. of warrants	As a % of total no. of warrants	As a % of total no. of shares of the company, assuming full conversion of warrants
Held by promoter/promoter group	-	-	-	-	-	-
Held by public	-	-	-	-	-	-
<b>Total - F</b>						
Total paid-up capital of the company, assuming full conversion of warrants and convertible securities (Grand Total (A+B+C)+D+E+F)	50,000	N.A.	100.00	27,858,203	N.A.	100.00

For SRS Cinemas & Entertainment Limited

For SRS Cinemas & Entertainment Limited

(Bishan Bansal)  Auth. Signatory, Director

Director