


22<sup>nd</sup> August, 2013

Details of Capital evolution of the Demerged Company (SRS Limited):



Date of Issue	No. of shares issued	Face Value (Rs.)	Type of Issue	Offer Price (Rs.)	Cumulative Capital (No. of Shares)	Whether listed, if not listed, give reasons thereof
29.08.2000	700*	10/-	Subscriber to Memorandum	10/-	700	N.A.
31.12.2001	99300*	10/-	Preferential Allotment	10/-	1,00,000	N.A.
31.03.2002	8,30,000*	10/-	Preferential Allotment	10/-	9,30,000	N.A.
10.08.2002	17,47,000	10/-	Preferential Allotment	10/-	26,77,000	N.A.
30.09.2002	5,00,000*	10/-	Preferential Allotment	10/-	31,77,000	N.A.
16.12.2002	8,62,000*	10/-	Preferential Allotment	10/-	40,39,000	N.A.
29.03.2003	13,78,000*	10/-	Preferential Allotment	10/-	54,17,000	N.A.
12.06.2003	8,70,000*	10/-	Preferential Allotment	10/-	62,87,000	N.A.
31.08.2003	24,74,000*	10/-	Preferential Allotment	10/-	87,61,000	N.A.
05.11.2003	15,75,800*	10/-	Preferential Allotment	10/-	1,03,36,800	N.A.
20.02.2004	21,63,200*	10/-	Preferential Allotment	10/-	1,25,00,000	N.A.
07.01.2005	10,00,000*	10/-	Preferential Allotment	10/-	1,35,00,000	N.A.
28.02.2005	15,00,000*	10/-	Preferential Allotment	20/-	1,50,00,000	N.A.
28.03.2005	20,38,500*	10/-	Preferential Allotment	20/-	1,70,38,500	N.A.
12.08.2005	1,00,00,000*	10/-	Preferential Allotment	20/-	2,70,38,500	N.A.
20.12.2006	42,30,085*	10/-	Preferential Allotment	20/-	3,12,68,585	N.A.
21.03.2007	30,00,000*	10/-	Preferential Allotment	10/-	3,42,68,585	N.A.
31.03.2007	20,23,000*	10/-	Preferential Allotment	10/-	3,62,91,585	N.A.
30.06.2007	1,38,53,500*	10/-	Preferential Allotment	10/-	5,01,45,085	N.A.
30.07.2007	38,54,915*	10/-	Preferential Allotment	10/-	5,40,00,000	N.A.
31.03.2008	1,83,95,000*	10/-	Preferential	20/-	7,23,95,000	N.A.



			Allotment			
30.04.2008	1,49,18,000*	10/-	Preferential Allotment	20/-	8,73,13,000	N.A.
30.06.2008	16,38,000*	10/-	Preferential Allotment	20/-	8,89,51,000	N.A.
31.08.2008	95,00,000*	10/-	Preferential Allotment	20/-	9,84,51,000	N.A.
11.09.2008		1/-	Sub-division of equity shares from face value of Rs.10/- each to face value of Re.1/- each		98,45,10,000	N.A.
30.11.2008	81,52,500*	1/-	Preferential Allotment	4/-	99,26,62,500	N.A.
31.03.2009	1,36,48,000*	1/-	Preferential Allotment	10/-	1,00,63,10,500	N.A.
31.07.2009	1,42,54,700*	1/-	Preferential Allotment	10/-	1,02,05,65,200	N.A.
15.09.2009	76,02,790*	1/-	Preferential Allotment (Conversion of Debentures)	9.86	1,02,81,67,990	N.A.
15.10.2009		10/-	Conversion of equity shares from face value of Re.1/- each to face value of Rs.10/- each		10,28,16,799	N.A.
11.12.2009	14,74,210*	10/-	Preferential Allotment	100/-	10,42,91,009	N.A.
13.09.2011	3,50,00,004	10/-	Initial Public Offer	58/-	13,92,91,013	Listed at BSE & NSE

\* After IPO, the entire Paid-up Equity Share Capital of the Company comprising of 13, 92, 91,013 Equity Shares are listed at BSE & NSE.

For SRS Limited

(Sunil Jindal)  
Managing Director

22<sup>nd</sup> August, 2013

The financial details of the Demerged Company (SRS Limited) for the previous 3 years as per the audited statement of Accounts:

**Name of the Company: SRS Limited**

(Rs. in Crores)

Particulars	As per Audited Financial Year 31.03.2013	1 year prior to the last Audited Financial Year 31.03.2012	2 years prior to the last Audited Financial Year 31.03.2011 (Regrouped as per Revised Schedule VI)
Equity Paid up Capital	139.29	139.29	104.29
Reserves and surplus	411.01	394.63	210.02
Carry forward losses	0.00	0.00	0.00
Miscellaneous Expenditure	0.00	0.00	1.26
Net Worth	550.30	533.92	313.05
Secured Loans	65.86	127.60	53.43
Unsecured Loans	7.87	11.00	13.71
Fixed Assets	242.07	236.92	231.75
Income from Operations	2888.34	2267.38	2040.82
Total Income	2900.32	2270.75	2042.55
Total Expenditure	2858.00	2212.25	1986.50
Profit before Tax	42.32	58.50	56.05
Profit after Tax	32.67	44.51	37.13
Cash Profit	47.44	27.73	11.99
EPS	2.35	3.60	3.56
Book Value	39.51	38.33	30.02

For SRS Limited



(Sunil Jindal)  
Managing Director

