

ANNEXURE I												
SCRIP CODE : SCRIP NAME : SRS Modern Retail Limited SCRIP TYPE : EQUITY												
(I)(A) STATEMENT SHOWING SHAREHOLDING PATTERN												
Category Shareholder code (I)	Category of Shareholder (II)	Number of Shareholders (III)	Pre Demerger				Post Demerger					
			Total number of shares (IV)	Number of shares held in dematerialized form (V)	Total shareholding as a percentage of total number of shares (As a percentage of (A+B))	Number of shares otherwise encumbered	Number of Shares (III)	Total number of shares (IV)	Number of shares held in dematerialized form (V)	Total shareholding as a percentage of total number of shares (As a percentage of (A+B+C))	Number of shares otherwise encumbered	As a percentage of (A+B+C)
(A)	Shareholding of Promoter and Promoter Group											
1	Indian											
(a)	Individuals/ Hindu Undivided Family	6	60.00	-	0.12	-	-	12.00	1,037,520	1,037,520	7.45	7.45
(b)	Central Government/ State Government(s)	0	-	-	-	-	-	-	-	-	-	-
(c)	Bodies Corporate	1	49,940.00	-	99.88	-	-	7.00	9,276,093	9,276,093	66.60	66.60
(d)	Financial Institutions/ Banks	0	-	-	-	-	-	-	-	-	-	-
(e)	Any Other	0	-	-	-	-	-	-	-	-	-	-
(e-1)	Directors and their relatives	0	-	-	-	-	-	-	-	-	-	-
	Sub Total(A)(1)	7	50,000.00	-	100.00	-	-	19.00	10,313,613	10,313,613	74.04	74.04
2	Foreign											
(a)	Individuals (Non-Residents Individuals/Foreign Individuals)	0	-	-	-	-	-	-	-	-	-	-
(b)	Bodies Corporate	0	-	-	-	-	-	-	-	-	-	-
(c)	Institutions	0	-	-	-	-	-	-	-	-	-	-
(d)	Any Other	0	-	-	-	-	-	-	-	-	-	-
	Directors and their relatives	0	-	-	-	-	-	-	-	-	-	-
	Sub Total(A)(2)	0	-	-	-	-	-	-	-	-	-	-
	Total Shareholding of Promoter and Promoter Group (A)= (A)(1)+(A)(2)	7	50,000.00	-	100.00	-	-	19.00	10,313,613	10,313,613	74.04	74.04
(B)	Public shareholding											
1	Institutions											
(a)	Mutual Funds/ UTI	0	-	-	-	-	-	-	-	-	-	-
(b)	Financial Institutions / Banks	0	-	-	-	-	-	11.00	1,202,229	1,202,229	8.63	8.63
(c)	Central Government/ State Government(s)	0	-	-	-	-	-	-	-	-	-	-
(d)	Venture Capital Funds	0	-	-	-	-	-	-	-	-	-	-
(e)	Insurance Companies	0	-	-	-	-	-	-	-	-	-	-
(f)	Foreign Institutional Investors	0	-	-	-	-	-	-	-	-	-	-
(g)	Foreign Venture Capital Investors	0	-	-	-	-	-	-	-	-	-	-
(h)	Any Other	0	-	-	-	-	-	-	-	-	-	-
	Sub-Total (B)(1)	0	-	-	-	-	-	11.00	1,202,229	1,202,229	8.63	8.63

For SRS Modern Retail Ltd.



Auth., Signatory/Director

INTRODUCTORY SUB-TABLE (I)(A)						
SCRIP CODE : SCRIP NAME : SRS Modern Retail Limited SCRIP TYPE :- EQUITY						
(I)(A) STATEMENT SHOWING SHAREHOLDING PATTERN AS ON 19th JULY, 2013						
Partly paid-up shares:-	Pre demerger			Post demerger		
	No. of partly paid-up shares	As a % of total no. of partly paid-up shares	As a % of total no. of shares of the company	No. of partly paid-up shares	As a % of total no. of partly paid-up shares	As a % of total no. of shares of the company
Held by promoter/promoter group	-	-	-	-	-	-
Held by public	-	-	-	-	-	-
Total - D	-	-	-	-	-	-
Outstanding convertible preference shares:-	No. of outstanding preference shares	As a % of total no. of outstanding convertible preference shares	As a % of total no. of shares of the company, assuming full conversion of the convertible preference shares	No. of outstanding preference shares	As a % of total no. of outstanding convertible preference shares	As a % of total no. of shares of the company, assuming full conversion of the convertible preference shares
Held by promoter/promoter group	-	-	-	-	-	-
Held by public	-	-	-	-	-	-
Total - E	-	-	-	-	-	-
Warrants:-	No. of warrants	As a % of total no. of warrants	As a % of total no. of shares of the company, assuming full conversion of warrants	No. of warrants	As a % of total no. of warrants	As a % of total no. of shares of the company, assuming full conversion of warrants
Held by promoter/promoter group	-	-	-	-	-	-
Held by public	-	-	-	-	-	-
Total - F	-	-	-	-	-	-
Total paid-up capital of the company, assuming full conversion of warrants and convertible securities (Grand Total (A+B+C)+D+E+F)	50,000	N.A.	100.00	13,929,101	N.A.	100.00

For SRS Modern Retail Limited

For SRS Modern Retail Ltd.



Auth. Signatory/Director

(Bishan Bansal)

Director

(V) STATEMENT SHOWING SHAREHOLDING OF PERSONS BELONGING TO THE CATEGORY "PROMOTER AND PROMOTER GROUP"

S.N (i)	Name of the shareholder	Pre demerger						Post demerger										
		Details of shares held		Shares pledged or otherwise encumbered		Details of Warrants		Details of Convertible Securities		Total Shares (including Underlying Shares)		Details of Warrants		Details of Convertible Securities		Total Shares (including Underlying Shares)		
		Number of Shares Held	As a % of grand total	Number	As a % of grand total (A)+(B)+(C) of sub-clause (i)(a) (VII)	Number of Warrants held	As a % of total warrants of the same class	Number of Convertible Securities Held	As a % of total Convertible Securities of the same class	Number of Shares Held	As a % of grand total	As a % of grand total (A)+(B)+(C) of sub-clause (i)(a) (VII)	Number of Warrants held	As a % of total warrants of the same class	Number of Convertible Securities Held	As a % of total Convertible Securities of the same class	Number of Shares Held	As a % of grand total
1	SRS Limited	49,940	99.88	-	-	-	-	-	-	-	-	-	-	-	-	-	-	-
2	Dr. Anil Jindal	10	0.02	-	-	0.02	4.82	-	-	-	-	671,080	4.82	-	-	-	-	4.82
3	Sh. Sunil Jindal	10	0.02	-	-	-	-	-	-	-	-	16,810	0.12	-	-	-	-	0.12
4	Sh. Vinod Jindal	10	0.02	-	-	-	-	-	-	-	-	2,000	0.01	-	-	-	-	0.01
5	Sh. Bishan Bansal	10	0.02	-	-	-	-	-	-	-	-	77,850	0.56	-	-	-	-	0.56
6	Sh. Praveen Kumar Kapoor	10	0.02	-	-	-	-	-	-	-	-	4,600	0.03	-	-	-	-	0.03
7	Raju Gupta	-	-	-	-	-	-	-	-	-	-	20	0.00	-	-	-	-	0.00
8	Sunita Mangla	-	-	-	-	-	-	-	-	-	-	26,540	0.19	-	-	-	-	0.19
9	Rajesh Mangla	-	-	-	-	-	-	-	-	-	-	48,460	0.35	-	-	-	-	0.35
10	SRS Real Estate Ltd	-	-	-	-	-	-	-	-	-	-	10	0.00	-	-	-	-	0.00
11	Neelabh Engineers Pvt Ltd	-	-	-	-	-	-	-	-	-	-	165,000	1.18	-	-	-	-	1.18
12	Madhav Tech India Pvt Ltd	-	-	-	-	-	-	-	-	-	-	210,000	1.51	-	-	-	-	1.51
13	SRS Educational Institutions Pvt Ltd	-	-	-	-	-	-	-	-	-	-	227,500	1.63	-	-	-	-	1.63
14	SRS IT Solutions Pvt Ltd	-	-	-	-	-	-	-	-	-	-	507,173	3.64	-	-	-	-	3.64
15	SRS Professional Services Ltd	-	-	-	-	-	-	-	-	-	-	517,820	3.72	-	-	-	-	3.72
16	SRS Holdings India Ltd	-	-	-	-	-	-	-	-	-	-	7,648,591	54.91	-	-	-	-	54.91
17	Sh. Jitender Kumar Garg	10	0.02	-	-	-	-	-	-	-	-	4,500	0.03	-	-	-	-	0.03
18	Vinod Kumar	-	-	-	-	-	-	-	-	-	-	10	0.00	-	-	-	-	0.00
19	Raju Bansal	-	-	-	-	-	-	-	-	-	-	181,150	1.30	-	-	-	-	1.30
20	Nareesh Kumar Goyal	-	-	-	-	-	-	-	-	-	-	4,500	0.03	-	-	-	-	0.03
	TOTAL	50,000.00	100.00	-	-	-	-	-	-	-	-	10,313,613	74.04	-	-	-	-	74.04

For and on behalf of **Pravara Retail Ltd.**


 (Bishan Bansal)
 Director

Autenticatory/Director

(I)(C)(I) STATEMENT SHOWING HOLDING OF SECURITIES (INCLUDING SHARES, WARRANTS, CONVERTIBLE SECURITIES) OF PERSONS BELONGING TO THE CATEGORY "PUBLIC" AND HOLDING MORE THAN 1% OF THE TOTAL NUMBER OF SHARES"

Sr. No.	Name of the shareholder	Pre demerger					Post Demerger				
		Number of shares	Shares as a percentage of total number of Grand Total (A)+(B)+(C) indicated in Statement at para (I)(a) above}	Details of Warrants		Total Shares (including Underlying Shares assuming full conversion of Warrants and Convertible Securities) As a % of Diluted Share Capital	Number of shares	Shares as a percentage of total number of Grand Total (A)+(B)+(C) indicated in Statement at para (I)(a) above}	Details of Warrants		Total Shares (including Underlying Shares assuming full conversion of Warrants and Convertible Securities) As a % of Diluted Share Capital
				Number of Warrants held	As a % total number of warrants of the same class				Number of Convertible Securities Held	As a % total number of Convertible Securities of the same class	
1	Union Bank of India	-	-	-	-	258,620	1.86	-	-	1.86	
2	Bank of Baroda	-	-	-	-	171,255	1.23	-	-	1.23	
3	Punjab National Bank	-	-	-	-	172,410	1.24	-	-	1.24	
4	Bennett Coleman & Company Ltd	-	-	-	-	165,481	1.19	-	-	1.19	
5	Olympia Builders Pvt Ltd	-	-	-	-	145,088	1.04	-	-	1.04	
6	Arch Finance Limited	-	-	-	-	140,000	1.01	-	-	1.01	
	TOTAL					1,052,854	7.56			7.56	

For SRS Modern Retail Ltd.


For SRS Modern Retail Limited


 (Bishan Bansal)
 Director

(1)(C)(i) STATEMENT SHOWING HOLDING OF SECURITIES (INCLUDING SHARES, WARRANTS, CONVERTIBLE SECURITIES) OF PERSONS) (TOGETHER WITH PAC) BELONGING TO THE CATEGORY "PUBLIC" AND HOLDING MORE THAN 5% OF THE TOTAL NUMBER OF SHARES OF THE COMPANY											
Sr. No.	Name of the shareholder	Number of shares held	shares as a percentage of total number of shares (i.e., Grand Total (A)+(B)+(C) indicated in Statement at para (1)(a) above}	Pre demerger			Post demerger				
				Number of Warrants held	As a % total number of warrants of the same class	Details of Convertible Securities	Total Shares (Including Underlying Shares assuming full conversion of Warrants and Convertible Securities) As a % of Diluted Share Capital	Number of shares held	Number of Warrants held	As a % total number of warrants of the same class	Details of Convertible Securities
1	Nil	-	-	-	-	-	-	-	-	-	-
	Total	-	-	-	-	-	-	-	-	-	-

For SRS Modern Retail Ltd.

For SRS Modern Retail Limited



(Bishan Bansal)
Director

(l)(d)	Statement showing details of locked-in shares				
	Sr. No.	Name of the shareholder	Pre demerger		Post demerger
Number of locked-in shares			Locked-in shares as a percentage of total number of shares (i.e., Grand Total (A)+(B)+(C) indicated in Statement at para (l)(a) above)	Number of locked-in shares	Locked-in shares as a percentage of total number of shares (i.e., Grand Total (A)+(B)+(C) indicated in Statement at para (l)(a) above)
1	Raju Bansal	-	-	181,150	1.30
2	Bishan Bansal	-	-	77,850	0.56
3	Anil Jindal	-	-	671,080	4.82
4	Sunil Jindal	-	-	16,810	0.12
5	SRS Holdings India Limited	-	-	1,844,774	13.24
	Total	-	-	1,844,774	20.04

For SRS Modern Retail Limited
For SRS Modern Retail Ltd.




Auth. Signatory/Director
(Bishan Bansal)
Director

(II)(A) STATEMENT SHOWING DETAILS OF DEPOSITORY RECEIPTS (DRS)

Sr. No.	Pre demerger				Shares underlying outstanding DRs as a percentage of total number of shares (i.e., Grand Total (A)+(B)+(C) indicated in Statement at para (I)(a) above}	Sr. No.	Post demerger			Shares underlying outstanding DRs as a percentage of total number of
	Type of outstanding DR (ADRs, GDRs, SDRs, etc.)	Number of outstanding DRs	Number of shares underlying outstanding DRs	Number of outstanding DRs			Type of outstanding DR (ADRs, SDRs, etc.)	Number of outstanding DRs	Number of shares underlying outstanding DRs	
1	N.A.	N.A.	N.A.	N.A.		1	N.A.	N.A.	N.A.	N.A.
TOTAL										


For SRS Modern Retail Limited
For SRS Modern Retail Ltd.



(Bishan Bansal)
 Director

(II)(B) STATEMENT SHOWING DETAILS OF DEPOSITORY RECEIPTS (DRS), WHERE UNDERLYING SHARES HELD BY 'PROMOTER/PROMOTER GROUP' ARE IN EXCESS OF 1% OF THE TOTAL NUMBER OF SHARES									
Pre demerger					Post demerger				
Sr. No.	Name of the DR Holder	Type of outstanding DR (ADRs, GDRs, SDRs, etc.)	Number of shares underlying outstanding DRs	Shares underlying DRs as a percentage of total number of shares {i.e., Grand Total (A)+(B)+(C) indicated in Statement at para (I)(a) above}	Sr. No.	Name of the DR Holder	Type of outstanding DR (ADRs, GDRs, SDRs, etc.)	Number of shares underlying outstanding DRs	Shares underlying DRs as a percentage of total number of shares {i.e., Grand Total (A)+(B)+(C) indicated in Statement at para (I)(a) above}
	N.A	N.A	N.A	N.A.		N.A	N.A	N.A	N.A.
	Total					Total			N.A.

For ~~FRS~~ **Modern Retail Limited**
Modern Retail Ltd.



(Bishan Banwait), Signatory/Director
 Director