

ANNEXURE II

SCRIP CODE : 535869 SCRIP NAME : SRS Limited SCRIP TYPE : EQUITY

(II)(A) STATEMENT SHOWING SHAREHOLDING PATTERN AS ON 19TH JULY 2013

Category of Shareholder (I)	Number of Shareholders (III)	Total number of shares (IV)	Number of shares held in dematerialized form (V)	Total shareholding as a percentage of total number of shares (A+B+C)		Number of Shares Pledged or otherwise encumbered	As a percentage of (A+B+C)	Number of Shareholders (III)	Total number of shares (IV)	Number of shares held in dematerialized form (V)	Post demerger		Number of Shares Pledged or otherwise encumbered	As a percentage of (A+B+C)
				As a percentage of (A+B)	As a percentage of (A+B+C)						As a percentage of (A+B)	As a percentage of (A+B+C)		
<b>(A) Shareholding of Promoter and Promoter Group</b>														
<b>1 Indian</b>														
(a) Individuals/ Hindu Undivided Family	3	750200	750200	0.54	0.54	-	-	3	525,140	525,140	0.54	0.54	-	-
(b) Central Government/ State Government(s)	-	-	-	-	-	-	-	-	-	-	-	-	-	-
(c) Bodies Corporate	7	92,760,930	92,760,930	66.60	66.60	-	-	7	64,932,651	64,932,651	66.60	66.60	-	-
(d) Financial Institutions/ Banks	-	-	-	-	-	-	-	-	-	-	-	-	-	-
(e) Any Other	-	-	-	-	-	-	-	-	-	-	-	-	-	-
(e-) Directors and their relatives	9	9,625,000	9,625,000	6.91	6.91	-	-	9	6,737,500	6,737,500	6.91	6.91	-	-
<b>Sub Total(A)(1)</b>	<b>19</b>	<b>103,136,130</b>	<b>103,136,130</b>	<b>74.04</b>	<b>74.04</b>	<b>-</b>	<b>-</b>	<b>19</b>	<b>72,195,291</b>	<b>72,195,291</b>	<b>74.04</b>	<b>74.04</b>	<b>-</b>	<b>-</b>
<b>2 Foreign</b>														
(a) Individuals (Non-Residents Individuals)	-	-	-	-	-	-	-	-	-	-	-	-	-	-
(b) Bodies Corporate	-	-	-	-	-	-	-	-	-	-	-	-	-	-
(c) Institutions	-	-	-	-	-	-	-	-	-	-	-	-	-	-
(d) Any Other	-	-	-	-	-	-	-	-	-	-	-	-	-	-
- Directors and their relatives	-	-	-	-	-	-	-	-	-	-	-	-	-	-
<b>Sub Total(A)(2)</b>	<b>-</b>	<b>-</b>	<b>-</b>	<b>-</b>	<b>-</b>	<b>-</b>	<b>-</b>	<b>-</b>	<b>-</b>	<b>-</b>	<b>-</b>	<b>-</b>	<b>-</b>	<b>-</b>
<b>Total Shareholding of Promoter and Promoter Group (A) = (A)(1)+(A)(2)</b>	<b>19</b>	<b>103,136,130</b>	<b>103,136,130</b>	<b>74.04</b>	<b>74.04</b>	<b>-</b>	<b>-</b>	<b>19</b>	<b>72,195,291</b>	<b>72,195,291</b>	<b>74.04</b>	<b>74.04</b>	<b>-</b>	<b>-</b>
<b>(B) Public shareholding</b>														
<b>1 Institutions</b>														
(a) Mutual Funds/ UTI	-	-	-	-	-	-	-	-	-	-	-	-	-	-
(b) Financial Institutions/ Banks	11	12,022,292	12,022,292	8.63	8.63	-	-	11	8,415,604	8,415,604	8.63	8.63	-	-
(c) Central Government/ State Government(s)	-	-	-	-	-	-	-	-	-	-	-	-	-	-
(d) Venture Capital Funds	-	-	-	-	-	-	-	-	-	-	-	-	-	-
(e) Insurance Companies	-	-	-	-	-	-	-	-	-	-	-	-	-	-
(f) Foreign Institutional Investors	-	-	-	-	-	-	-	-	-	-	-	-	-	-
(g) Foreign Venture Capital Investors	-	-	-	-	-	-	-	-	-	-	-	-	-	-
(h) Any Other	-	-	-	-	-	-	-	-	-	-	-	-	-	-
<b>Sub-Total (B)(1)</b>	<b>11</b>	<b>12,022,292</b>	<b>12,022,292</b>	<b>8.63</b>	<b>8.63</b>	<b>-</b>	<b>-</b>	<b>11</b>	<b>8,415,604</b>	<b>8,415,604</b>	<b>8.63</b>	<b>8.63</b>	<b>-</b>	<b>-</b>
<b>2 Non-institutions</b>														
(a) Bodies Corporate	243	19,730,239	19,730,239	14.16	14.16	-	-	243	13,811,167	13,811,167	14.16	14.16	-	-
(b) Individuals	4,345	1,766,153	1,747,186	1.27	1.27	-	-	4,345	1,236,307	1,223,030	1.27	1.27	-	-
<b>Sub-Total (B)(2)</b>	<b>4,588</b>	<b>1,962,392</b>	<b>1,944,375</b>	<b>1.49</b>	<b>1.49</b>	<b>-</b>	<b>-</b>	<b>4,588</b>	<b>1,472,474</b>	<b>1,446,137</b>	<b>1.49</b>	<b>1.49</b>	<b>-</b>	<b>-</b>
<b>Total Shareholding of Promoter and Promoter Group (A) + Public Shareholding (B)</b>	<b>38</b>	<b>105,098,422</b>	<b>105,080,505</b>	<b>75.53</b>	<b>75.53</b>	<b>-</b>	<b>-</b>	<b>38</b>	<b>80,610,885</b>	<b>80,641,428</b>	<b>75.53</b>	<b>75.53</b>	<b>-</b>	<b>-</b>
<b>II</b>														
(i) Individual shareholders holding nominal share capital up to Rs. 1 lakh.	60	1,886,279	1,886,279	1.35	1.35	-	-	60	1,320,395	1,320,395	1.35	1.35	-	-
(ii) Individual shareholders holding nominal share capital in excess of Rs. 1 lakh.	-	-	-	-	-	-	-	-	-	-	-	-	-	-


**FOR SRS LIMITED**

*[Signature]*

Auth. Signatory/Director

(c)	Any Other																		
	NFI	22	9,312	9,312	0.01	0.01	-	-	22	6,518	6,518	-	-	-	-	-	-	-	-
	Cleaning Member	14	25,616	25,616	0.02	0.02	-	-	14	17,931	17,931	-	-	-	-	-	-	-	-
	Directors and their relatives	8	127,013	127,013	0.09	0.09	-	-	8	88,909	88,909	-	-	-	-	-	-	-	-
	HUF	101	587,979	587,979	0.42	0.42	-	-	101	411,585	411,585	-	-	-	-	-	-	-	-
	Sub-Total (B)[2]	4,793	24,132,591	24,113,624	17.33	17.33	-	-	4,793	16,892,814	16,879,537	-	-	-	-	-	-	-	-
(B)	Total Public Shareholding (B)= (B)[1]+(B)[2]	4,804	36,154,883	36,135,916	25.96	25.96	-	-	4,804	25,308,418	25,295,141	-	-	-	-	-	-	-	-
	TOTAL (A)+(B)	4,823	139,291,013	139,272,046	100.00	100.00	-	-	4,823	97,503,709	97,490,432	-	-	-	-	-	-	-	-
(C)	Shares held by Custodians and against which Depository Receipts have been issued																		
1	Promoter and Promoter Group	-	-	-	-	-	-	-	-	-	-	-	-	-	-	-	-	-	-
2	Public	4,823	139,291,013	139,272,046	100.00	100.00	-	-	4,823	97,503,709	97,490,432	-	-	-	-	-	-	-	-
	<b>GRAND TOTAL (A)+(B)+(C)</b>	<b>4,823</b>	<b>139,291,013</b>	<b>139,272,046</b>	<b>100.00</b>	<b>100.00</b>	<b>-</b>	<b>-</b>	<b>4,823</b>	<b>97,503,709</b>	<b>97,490,432</b>	<b>-</b>	<b>-</b>	<b>-</b>	<b>-</b>	<b>-</b>	<b>-</b>	<b>-</b>	<b>-</b>

For SRS Limited  
(Srinil Jindal)  
Managing Director




(I)(E) STATEMENT SHOWING SHAREHOLDING OF PERSONS BELONGING TO THE CATEGORY "PROMOTER AND PROMOTER GROUP"

S.N	Name of the shareholder	Pre demerger				Post demerger				Total Shares (Including Underlying Shares assuming full conversion of Warrants and Convertible Securities) As a % of Diluted Share Capital
		Details of shares held		Details of Warrants		Details of shares held		Details of Warrants		
(i)		Number of Shares Held	As a % of grand total	Number of Warrants held	As a % of total number of warrants of the same class	Number of Shares Held	As a % of grand total	Number of Warrants held	As a % of total number of warrants of the same class	
1	Raju Gupta	200	0.00	-	-	140	0.00	-	-	0.00
2	Sunita Mangla	265,400	0.19	-	-	185,780	0.19	-	-	0.19
3	Rajesh Mangla	484,600	0.35	-	-	339,220	0.35	-	-	0.35
4	SRS Real Estate Ltd	100	0.00	-	-	70	0.00	-	-	0.00
5	Neelesh Engineers Pvt Ltd	1,650,000	1.18	-	-	1,195,000	1.18	-	-	1.18
6	Medhav Tech India Pvt Ltd	2,100,000	1.51	-	-	1,470,000	1.51	-	-	1.51
7	SRS Educational Institutions Pvt Ltd	2,275,000	1.63	-	-	1,592,500	1.63	-	-	1.63
8	SRS IT Solutions Pvt Ltd	5,071,725	3.64	-	-	3,550,208	3.64	-	-	3.64
9	SRS Professional Services Ltd	5,178,200	3.72	-	-	3,624,740	3.72	-	-	3.72
10	SRS Holdings India Ltd	76,485,905	54.91	-	-	53,540,134	54.91	-	-	54.91
11	Vinod Kumar	100	0.00	-	-	70	0.00	-	-	0.00
12	Vinod Jindal	20,000	0.01	-	-	14,000	0.01	-	-	0.01
13	Naresh Kumar Goyal	45,000	0.03	-	-	31,500	0.03	-	-	0.03
14	Jitender Kumar Gang	45,000	0.03	-	-	31,500	0.03	-	-	0.03
15	Praveen Kumar Kapoor	46,000	0.03	-	-	32,000	0.03	-	-	0.03
16	Sunil Jindal	168,100	0.12	-	-	117,670	0.12	-	-	0.12
17	Shehan Bansal	778,500	0.56	-	-	544,850	0.56	-	-	0.56
18	Raju Bansal	1,811,500	1.30	-	-	1,268,050	1.30	-	-	1.30
19	Anil Jindal	6,710,800	4.82	-	-	4,697,560	4.82	-	-	4.82
	TOTAL	103,136,130	74.04	-	-	72,195,291	74.04	-	-	74.04

For SRS Limited

(Sunil Jindal)  
Managing Director




(I)(C)(i) STATEMENT SHOWING HOLDING OF SECURITIES (INCLUDING SHARES, WARRANTS, CONVERTIBLE SECURITIES) OF PERSONS BELONGING TO THE CATEGORY "PUBLIC" AND HOLDING MORE THAN 1% OF THE TOTAL NUMBER OF SHARES"

Sr. No.	Name of the shareholder	Number of shares	Pre Demerger				Post Demerger							
			Shares as a percentage of total number of shares (i.e. Grand Total (A)+(B)+(C) indicated in Statement at para (i)(a) above)	Number of Warrants held	As a % total number of warrants of the same class	Number of Convertible Securities Held	As a % total number of Convertible Securities of the same class	Total Shares (including Underlying Shares assuming full conversion of Warrants and Convertible Securities ) As a % of Diluted Share Capital	Number of shares	Shares as a percentage of total number of shares (i.e. Grand Total (A)+(B)+(C) indicated in Statement at para (i)(a) above)	Number of Warrants held	As a % total number of warrants of the same class	Number of Convertible Securities Held	As a % total number of Convertible Securities of the same class
1	Union Bank of India	2,586,200	1.86	-	-	-	1.86	1810340	1.86	-	-	-	-	1.86
2	Bank of Baroda	1,712,549	1.23	-	-	-	1.23	1198784	1.23	-	-	-	-	1.23
3	Punjab National Bank	1,724,100	1.24	-	-	-	1.24	1206870	1.24	-	-	-	-	1.24
4	Bennett Coleman & Company Ltd	1,654,809	1.19	-	-	-	1.19	1156366	1.19	-	-	-	-	1.19
5	Olympia Builders Pvt Ltd	1,450,882	1.04	-	-	-	1.04	1015617	1.04	-	-	-	-	1.04
6	Arch Finance Limited	1,400,000	1.01	-	-	-	1.01	980000	1.01	-	-	-	-	1.01
	TOTAL	10,528,540	7.56	-	-	-	7.56	7369978	7.56	-	-	-	-	7.56

For SRS Limited


(Sunil Jindal)  
Managing Director




**(I)(C)(II) STATEMENT SHOWING HOLDING OF SECURITIES (INCLUDING SHARES, WARRANTS, CONVERTIBLE SECURITIES) OF PERSONS (TOGETHER WITH PAC) BELONGING TO THE CATEGORY "PUBLIC" AND HOLDING MORE THAN 5% OF THE TOTAL NUMBER OF SHARES OF THE COMPANY**

Sr. No.	Name of the shareholder	Number of shares held	shares as a percentage of total number of shares (i.e., Grand Total (A)+(B)+(C) indicated in para (I)(a) above)	Pre demerger			Post demerger							
				Details of Warrants	Details of Convertible Securities	Total Shares (including Underlying Shares assuming full conversion of Warrants and Convertible Securities ) As a % of Diluted Share Capital	Details of Warrants	Details of Convertible Securities	Total Shares (including Underlying Shares assuming full conversion of Warrants and Convertible Securities ) As a % of Diluted Share Capital					
				Number of Warrants held	As a % of total number of warrants of the same class	Number of Convertible Securities Held	As a % of total number of Convertible Securities of the same class							
1	Nil	-	-	-	-	-	-	-	-	-	-	-	-	-
	Total	-	-	-	-	-	-	-	-	-	-	-	-	-

For SRS Limited

  
 (Sunil Jindal)  
 Managing Director



(I)(d)	Pre demerger			Post demerger	
	Name of the shareholder	Number of locked-in shares	Locked-in shares as a percentage of total number of shares (i.e., Grand Total (A)+(B)+(C) indicated in Statement at para (I)(a))	Number of locked-in shares	Locked-in shares as a percentage of total number of shares (i.e., Grand Total (A)+(B)+(C) indicated in Statement at para (I)(a) above)
1	Raju Bansal	1,811,500	1.30	1,268,050	1.30
2	Bishan Bansal	778,500	0.56	544,950	0.56
3	SRS Holding India Ltd	18,447,740	13.24	12,913,418	13.24
4	Anil Jindal	6,710,800	4.82	4,697,560	4.82
5	Sunil Jindal	168,100	0.12	117,670	0.12
	<b>Total</b>	<b>27,916,640</b>	<b>20.04</b>	<b>19,541,648</b>	<b>20.04</b>

For SRS Limited

(Sunil Jindal)  
Managing Director




*Sunil Jindal*

(II)(B) STATEMENT SHOWING DETAILS OF DEPOSITORY RECEIPTS (DRS), WHERE UNDERLYING SHARES HELD BY  
'PROMOTER/PROMOTER GROUP' ARE IN EXCESS OF 1% OF THE TOTAL NUMBER OF SHARES

Pre demerger					Post demerger				
Sr. No.	Name of the DR Holder	Type of outstanding DR (ADRs, GDRs, SDRs, etc.)	Number of shares underlying outstanding DRS	Shares underlying outstanding DRs as a percentage of total number of shares (i.e., Grand Total (A)+(B)+(C) indicated in Statement at para (I)(a) above)	Sr. No.	Name of the DR Holder	Type of outstanding DR (ADRs, GDRs, SDRs, etc.)	Number of shares underlying outstanding DRS	Shares underlying outstanding DRs as a percentage of total number of shares (i.e., Grand Total (A)+(B)+(C) indicated in Statement at para (I)(a) above)
N/A		N/A	N/A	N/A.	N/A		N/A	N/A	N/A.
Total					Total				

For SRS Limited


(Sunil Jindal)  
Managing Director



(I)(A) STATEMENT SHOWING DETAILS OF DEPOSITORY RECEIPTS (DRS)

Pre demerger					Post demerger				
Sr. No.	Type of outstanding DR (ADRs, GDRs, SDRs, etc.)	Number of outstanding DRS	Number of shares underlying outstanding DRS	Shares underlying outstanding DRS as a percentage of total number of shares {i.e., Grand Total (A)+(B)+(C) indicated in Statement at para (I)(a) above}	Sr. No.	Type of outstanding DR (ADRs, GDRs, SDRs, etc.)	Number of outstanding DRS	Number of shares underlying outstanding DRS	Shares underlying outstanding DRS as a percentage of total number of
1	N.A.	N.A.	N.A.	N.A.	1	N.A.	N.A.	N.A.	N.A.
TOTAL					TOTAL				

For SRS Limited

  
 (Sunil Jindal)  
 Managing Director





INTRODUCTORY SUB-TABLE (I)(A)

SCRIP CODE : 533569 SCRIP NAME : SRS Limited SCRIP TYPE :- EQUITY

(I)(A) STATEMENT SHOWING SHAREHOLDING PATTERN AS ON 19th JULY, 2013

	Pre demerger				Post demerger			
	Partly paid-up shares:- shares	No. of partly paid-up shares	As a % of total no. of partly paid-up shares	As a % of total no. of shares of the company	No. of partly paid-up shares	As a % of total no. of partly paid-up shares	As a % of total no. of shares of the company	
Held by promoter/promoter group	-	-	-	-	-	-	-	
Held by public	-	-	-	-	-	-	-	
<b>Total - D</b>	-	-	-	-	-	-	-	
Outstanding convertible preference shares:-	No. of outstanding preference shares	As a % of total no. of outstanding convertible preference shares	As a % of total no. of shares of the company, assuming full conversion of the convertible preference shares	No. of outstanding preference shares	As a % of total no. of outstanding convertible preference shares	As a % of total no. of shares of the company, assuming full conversion of the convertible preference shares		
Held by promoter/promoter group	-	-	-	-	-	-		
Held by public	-	-	-	-	-	-		
<b>Total - E</b>	-	-	-	-	-	-		
Warrants:-	No. of warrants	As a % of total no. of warrants	As a % of total no. of shares of the company, assuming full conversion of warrants	No. of warrants	As a % of total no. of warrants	As a % of total no. of shares of the company, assuming full conversion of warrants		
Held by promoter/promoter group	-	-	-	-	-	-		
Held by public	-	-	-	-	-	-		
<b>Total - F</b>	-	-	-	-	-	-		
Total paid-up capital of the company, assuming full conversion of warrants and convertible securities (Grand Total (A+B+C)+D+E+F)	139291013	N.A.	100.00	97503709	N.A.	100.00		

For SRS Limited

(Sunil Jindal)  
Managing Director

